



2018 Cupid Classic

Sponsored by

The Homewood Flossmoor Ice Arena & Glenwood FSC

777 Kedzie Avenue, Flossmoor, Illinois

Saturday, February 10, 2018

The Cupid Classic, sponsored by the Homewood Flossmoor Ice Arena & Glenwood FSC, will be held at the Homewood Flossmoor Ice Arena, on **Saturday, February 10, 2018**. The ice surface at the Homewood Flossmoor Ice Arena measures 200 X 85 feet with rounded corners.

ELIGIBILITY RULES FOR PARTICIPANTS

The competition is open to ALL skaters who are current eligible (ER 1.00) members of either the Learn to Skate Program and/or are full members of U.S. Figure Skating. To be eligible, skaters must have submitted a membership application or be a member in good standing. Members of other organizations are eligible to compete but must be registered with the host Learn to Skate Program/Club or any other Learn to Skate Program/Club.

Eligibility will be based on skill level as of closing date of entries. All SNOWPLOW SAM and LEARN TO SKATE SKATERS THROUGH BASIC 6 must skate at highest level passed or one higher and NO official U.S. Figure Skating tests may have been passed including MIF or Individual Dances. Skaters in other events may skate at highest level passed OR one level higher BUT not both levels in the same event during the same competition.

ENTRIES AND FEES:

Online registration: Online registration is preferred and is available via a secured credit card transaction at www.glenwoodfsc.com, serviced by Entryeeze. Registration must be completed by midnight, January 12, 2018. Upon receiving your application online an email will be sent to the skater's coach to verify accuracy of entry. An official at the skater's home club will also be notified to certify the skater's standing within the club.

Entry fees are per person. The first event is \$65 and each additional event is \$15. No refunds after the closing date unless an event is canceled. There will be a fee for returned checks. Late entries will be accepted at the discretion of the referee.

ENTRY FEES ARE NOT REFUNDABLE AFTER JANUARY 12, 2018 UNLESS AN EVENT IS CANCELED.

AWARDS: Everyone will receive an award. All events will be final rounds. Medals will be awarded to first, second, and third places. ALL other places will receive ribbons. ALL awards will be made at appropriate times throughout the competition.

SCHEDULE OF EVENTS: The schedule of events will be posted on the Official Bulletin Board and will be posted on the Glenwood FSC WEB page, www.glenwoodfsc.com, no later than five days prior to competition and will include groups and skating times.

PRACTICE ICE: Practice ice will be available for purchase online via Entryeeze or at the Registration desk. Pre-paid practice ice is available for a cost of \$10 for each 20 minute session. Skaters will be able to select their own practice ice sessions online but you must indicate the number of sessions you want during the registration process and it must be pre-paid with your entry. Practice ice will be sold the day of the competition, if available, for \$12 per 20 minute session.

MUSIC: The music for all free skating programs must be provided on CD's by the skater. CD's should be clearly marked with the name of the skater, event entered and length of music (not skating time). Competition music is to be turned in at registration. CD-RW formats are not allowed. Time duration is always +/- 10 seconds.

INFORMATION REGARDING COACHES:

U.S. Figure Skating Rule MR 5.11 Coach Compliance

In order to be granted access to work within U.S. Figure Skating sanctioned activities, each coach must complete the following requirements on an annual basis by July 1:

- A. Must be a current full member of U.S. Figure Skating - either through a member club or as an individual member;
- B. Must complete the coach registration process through the U.S. Figure Skating Members Only site, submit proper payment for the annual registration fee of \$30 and, if 18 years of age or older, successfully pass the background screen.
- C. Must complete the appropriate CER courses (A,B, C or D) depending on the highest level of students being coached as of July 1. See rule MR 5.12.
- D. Must submit proof of current general liability insurance with limits of \$1 million per occurrence/\$5 million aggregate.

For Basic Skills ONLY coaches - Any person, 18 and older, instructing in a U.S. Figure Skating Basic Skills Program must have successfully passed the annual background screen and be registered as a Basic Skills instructor member.

The local organizing committee/club will have a list of compliant coaches who are cleared for a credential at the competition. Coaches will need to check in at the event registration desk and show a government issued photo I.D. to receive a credential.

If a coach cannot provide a photo I.D. and is not on the list or cannot produce the necessary documents, he or she will not be allowed a credential – no exceptions. We strongly urge *all* coaches to have their cards with them. Non-credentialed coaches will not be permitted in the designated coaching area at rink side during events including practice sessions. Coaching at U.S. Figure Skating events without compliance is an ethics violation which is reported to U.S. Figure Skating and PSA.

For more information regarding Coach Compliance, please refer to:

<http://www.usfigureskating.org/Content/Coaching%20Compliance%20Toolkit.pdf>

VIDEO TAPING AND PHOTOGRAPHS: Videotaping and action photographs will be available through **Chicago Star Productions**, <http://www.chicagostarproductions.com>. Each skater will receive the DVD of one event included in the registration price.

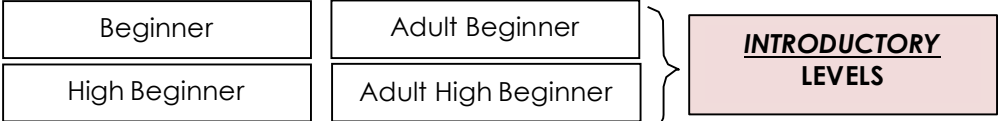
CONTACTS: For information about this announcement or application information contact Deborah Swanson, kramerswanson@att.net.

The following events, with their requirements, will be available at the competition.

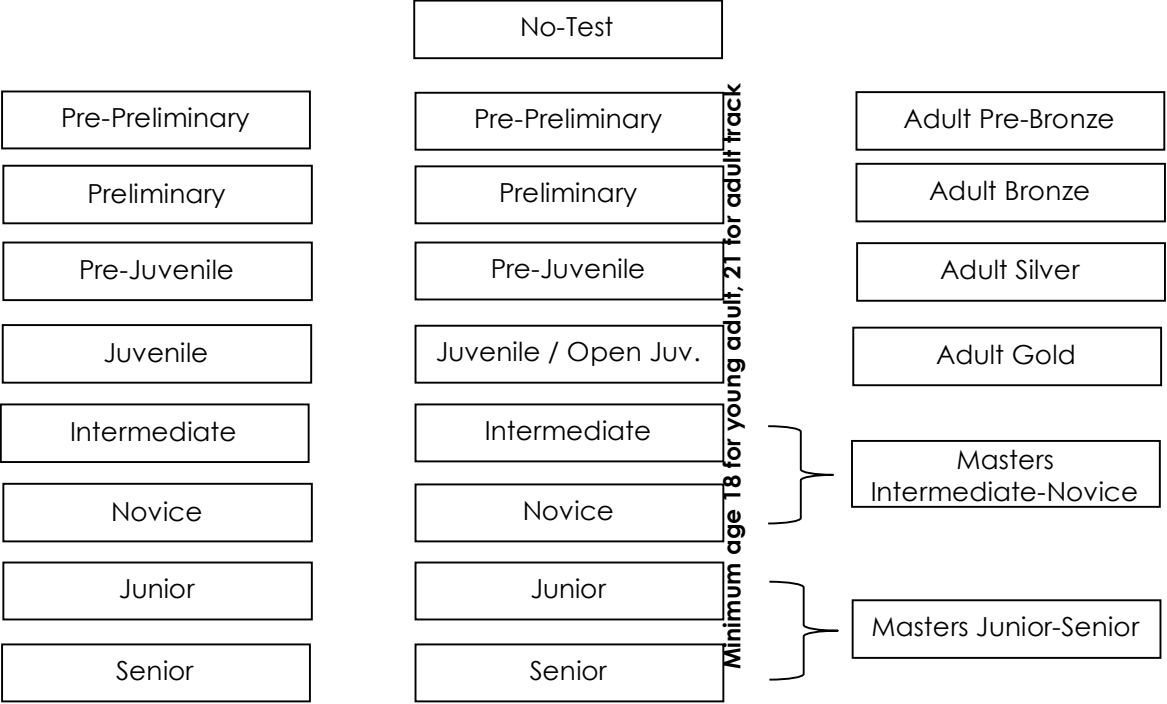
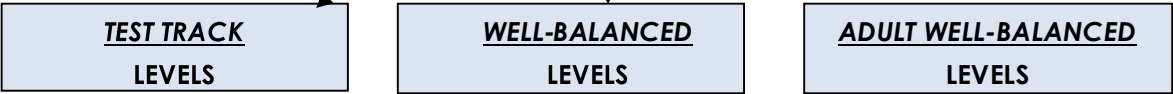
COMPETE USA

Snowplow Sam, Basic 1-6, Hockey 1-4, Pre-Free Skate,
Free Skate 1-6. Adult 1-6. and specialtv events

Skaters may begin or advance to the introductory levels. Learn to Skate USA and/or full U.S. Figure Skating membership is required to participate in introductory levels.



Once skaters have competed at the introductory level, and begin the official U.S. Figure Skating test structure, they can choose to enter the Test Track, Well-Balanced or Adult Well-Balanced levels as appropriate for their ability, test level, and age. Test requirements are the same for the Test Track and Well-Balanced levels. It is completely the choice of the athlete which track to follow.



SNOWPLOW SAM – BASIC 6 ELEMENTS

Format choice of the host: Each skater will perform each element when directed by a judge or referee or have the option to perform one element at a time in the order listed below (no excessive connecting steps). Referee driven format examples: all skaters perform first element before moving on to the next and so on, or each skater performs all of the required elements before moving on to the next skater.

- To be skated on 1/3 to 1/2 ice.
- No music.
- **All elements must be skated in the order listed.**

Level	Time	Skating rules/standards
Snowplow Sam	1:00 max.	<ul style="list-style-type: none"> • March followed by a two-foot glide and dip • Forward two-foot swizzles, 2-3 in a row • Forward snowplow stop • Backward wiggles, 2-6 in a row
Basic 1	1:00 max.	<ul style="list-style-type: none"> • Forward two-foot glide and dip • Forward two-foot swizzles, 6-8 in a row • Beginning snowplow stop on two-feet or one-foot • Backward wiggles, 6-8 in a row
Basic 2	1:00 max.	<ul style="list-style-type: none"> • Forward one-foot glide, either foot • Scooter pushes, right and left foot, 2-3 each foot • Moving snowplow stop • Two-foot turn in place, forward to backward • Backward two-foot swizzles, 6-8 in a row
Basic 3	1:00 max.	<ul style="list-style-type: none"> • Beginning forward stroking showing correct use of blade • Forward ½ swizzle pumps on a circle, either clockwise or counter clockwise, 4-6 consecutive • Forward slalom • Beginning backward one-foot glide, either foot • Moving forward to backward two-foot turn on a circle
Basic 4	1:00 max.	<ul style="list-style-type: none"> • Backward one-foot glides, right and left • Forward outside edge on a circle, clockwise or counter clockwise • Forward crossovers, 4-6 consecutive, both directions • Beginning two-foot spin, maximum 2-4 revolutions • Backward ½ swizzle pumps on a circle, one direction only
Basic 5	1:00 max.	<ul style="list-style-type: none"> • Backward outside edge on a circle, clockwise or counterclockwise • Backward crossovers, 4-6 consecutive, both directions • Advanced two-foot spin, maximum 4-6 revolutions • Forward outside three-turn, right and left • Hockey stop
Basic 6	1:00 max.	<ul style="list-style-type: none"> • Forward inside three-turn, right and left • Bunny Hop • Forward spiral on a straight line, right or left • Beginning one-foot spin, 2-4 revolutions, optional free leg held position and entry • T-stop, right or left

SNOWPLOW SAM – BASIC 6 PROGRAM WITH MUSIC

Format: The skating order of the required elements is optional. The elements are not restricted as to the number of times the element is executed or length of glides, number of revolutions, etc., unless otherwise specified.

- To be skated on full ice.
- The skater may use elements from a previous level.
- A 0.2 deduction will be taken for each element performed from a higher level. Bonus skills from the same level or below are allowed but will not be judged elements.

Level	Time	Skating rules/standards
Snowplow Sam	1:10 max.	<ul style="list-style-type: none"> • March followed by a two-foot glide and dip • Forward two-foot swizzles, 2-3 in a row • Forward snowplow stop • Backward wiggles, 2-6 in a row
Basic 1	1:10 max.	<ul style="list-style-type: none"> • Forward two-foot glide and dip • Forward two-foot swizzles, 6-8 in a row • Beginning snowplow stop on two-feet or one-foot • Backward wiggles, 6-8 in a row
Basic 2	1:10 max.	<ul style="list-style-type: none"> • Forward one-foot glide, either foot • Scooter pushes, right and left foot, 2-3 each foot • Moving snowplow stop • Two-foot turn in place, forward to backward • Backward two-foot swizzles, 6-8 in a row
Basic 3	1:10 max.	<ul style="list-style-type: none"> • Beginning forward stroking showing correct use of blade • Forward ½ swizzle pumps on a circle, either clockwise or counter clockwise, 4-6 consecutive • Forward slalom • Beginning backward one-foot glide, either foot • Moving forward to backward two-foot turn on a circle
Basic 4	1:10 max.	<ul style="list-style-type: none"> • Backward one-foot glides, right and left • Forward outside edge on a circle, clockwise or counter clockwise • Forward crossovers, 4-6 consecutive, both directions • Beginning two-foot spin, maximum 2-4 revolutions • Backward ½ swizzle pumps on a circle, one direction only
Basic 5	1:10 max.	<ul style="list-style-type: none"> • Backward outside edge on a circle, clockwise or counterclockwise • Backward crossovers, 4-6 consecutive, both directions • Advanced two-foot spin, maximum 4-6 revolutions • Forward outside three-turn, right and left • Hockey stop
Basic 6	1:10 max.	<ul style="list-style-type: none"> • Forward inside three-turn, right and left • Bunny Hop • Forward spiral on a straight line, right or left • Beginning one-foot spin, 2-4 revolutions, optional free leg held position and entry • T-stop, right or left

PRE-FREE SKATE – FREE SKATE 6 COMPULSORY

Format: In simple program form, using a limited number of connecting steps, the skating order of the required elements is optional.

- To be skated on ½ ice.
- No music is allowed.
- The skater must demonstrate the required elements and may use any additional elements from previous levels. Bonus skills from the same level or below are allowed but will not be judged elements.
- A 0.2 deduction will be taken for each element performed from a higher level.
- Time: 1:15 maximum

Level	Time	Skating rules/standards
Pre-Free Skate	1:15 max	<ul style="list-style-type: none"> • Forward inside open Mohawk from a standstill position (R to L and L to R) • Two forward crossovers into a forward inside Mohawk, step down and cross behind, step into one backward crossover and step to a forward inside edge, clockwise and counterclockwise • One-foot upright spin, optional entry and free-foot position (minimum three revolutions) • Mazurka • Waltz jump
Free Skate 1	1:15 max.	<ul style="list-style-type: none"> • Forward power stroking, 4-6 consecutive strokes • Backward outside three-turns, right and left • Upright spin, entry from backward crossovers - minimum 4-6 revolutions • Toe loop • Half flip jump
Free Skate 2	1:15 max.	<ul style="list-style-type: none"> • Alternating forward outside and inside spirals on a continuous axis (2 sets) • Backward inside three-turns, right and left • Beginning back spin, up to two revolutions • Half Lutz • Salchow jump
Free Skate 3	1:15 max.	<ul style="list-style-type: none"> • Alternating Mohawk/crossover sequence, right to left and left to right • Waltz three-turns, clockwise and counterclockwise • Advanced back spin with free foot in crossed leg position, min 3 revs • Loop jump • Waltz jump/toe loop or Salchow/toe loop jump combination
Free Skate 4	1:15 max.	<ul style="list-style-type: none"> • Forward power 3's, 2-3 consecutive sets, right or left • Sit spin - minimum three revolutions • Half loop jump • Flip jump
Free Skate 5	1:15 max.	<ul style="list-style-type: none"> • Backward outside three-turn, Mohawk (backward power three-turn), both directions • Camel spin - minimum three revolutions • Waltz jump-loop jump combination • Lutz jump
Free Skate 6	1:15 max.	<ul style="list-style-type: none"> • Forward power pulls, right and left • Split jump or stag jump • Camel, sit spin combination - minimum of four revolutions total • Waltz jump, ½ loop, Salchow jump sequence • Beginning Axel jump

PRE-FREE SKATE – FREE SKATE 6 PROGRAM WITH MUSIC

Format: The skating order of the required elements is optional. The elements are not restricted as to the number of times an element is executed, length of glides, number of revolutions, etc., unless otherwise stated. Connecting steps and transitions should be demonstrated throughout the program.

- To be skated on full ice.
- The skater must demonstrate the required elements and may use but is not required to use any additional elements from previous levels. Bonus skills from the same level or below are allowed but will not be judged elements.
- A 0.2 deduction will be taken for each element performed from a higher level.
- Time 1:40 max.

Level	Time	Skating rules/standards
Pre-Free Skate	1:40 max	<ul style="list-style-type: none"> • Two forward crossovers into a forward inside Mohawk, step down and cross behind, step into one backward crossover and step to a forward inside edge, clockwise and counterclockwise • One-foot upright spin, optional entry and free-foot position (minimum three revolutions) • Mazurka • Waltz jump
Free Skate 1	1:40 max	<ul style="list-style-type: none"> • Forward power stroking, 4-6 consecutive strokes • Upright spin, entry from backward crossovers - minimum 4-6 revolutions • Toe loop jump • Half flip jump
Free Skate 2	1:40 max.	<ul style="list-style-type: none"> • Alternating forward outside and inside spirals on a continuous axis (2 sets) • Beginning back spin, up to two revolutions • Half Lutz • Salchow jump
Free Skate 3	1:40 max	<ul style="list-style-type: none"> • Alternating Mohawk/crossover sequence, right to left and left to right • Advanced back spin with free foot in crossed leg position, min 3 revs • Loop jump • Waltz jump-toe loop or Salchow-toe loop jump combination
Free Skate 4	1:40 max.	<ul style="list-style-type: none"> • Forward power 3's, 2-3 consecutive sets, right or left • Sit spin - minimum three revolutions • Half Loop jump • Flip jump
Free Skate 5	1:40 max.	<ul style="list-style-type: none"> • Backward outside three-turn, Mohawk (backward power three-turn), both directions • Camel spin - minimum three revolutions • Waltz-loop jump combination • Lutz jump
Free Skate 6	1:40 max.	<ul style="list-style-type: none"> • Split jump or stag jump • Camel, sit spin combination - minimum of four revolutions total • Waltz jump, ½ loop, Salchow jump sequence • Beginning Axel jump

INTRODUCTORY LEVELS COMPULSORY

Format: In simple program form, using a limited number of connecting steps, the skating order of the required elements is optional.

- To be skated on ½ ice.
- No music is allowed.
- The skater must demonstrate the required elements and may use any additional elements from previous levels.
- A 0.2 deduction will be taken for each element performed from a higher level.
- *Skaters may have the option to skate one level higher in compulsories than their free skate program.*

Level	Time	Skating rules/standards
Beginner	1:15 max.	<ul style="list-style-type: none"> • Waltz jump • ½ jump of choice • Forward two-foot or one-foot spin - minimum three revolutions (free leg position optional) • Forward or backward spiral
High Beginner	1:15 max.	<ul style="list-style-type: none"> • Toe loop jump • Salchow jump • Forward scratch spin - minimum three revolutions • Forward or backward spiral

INTRODUCTORY LEVELS FREE SKATE PROGRAM

General event parameters:

- Skaters will skate to the music of their choice.
- Level will be determined by the highest free skate test passed. Skaters may compete at the highest level they have passed, or skate up to one level higher.
- Minimum number of spin revolutions are in parentheses following the spin description. Revolutions must be in position.

Level	Jumps	Spins	Step Sequences	Qualifications
Beginner 1:40 Maximum	Max. 5 jump elements: <ul style="list-style-type: none"> • Jumps with no more than one-half rotation (front to back or back to front). • Max. 2 jump sequences • Max. 2 of any same jump 	Max. 2 spins: <ul style="list-style-type: none"> • Two upright spins, no change of foot, no flying entry (Min. 3 revolutions) 	Connecting moves and steps should be demonstrated throughout the program	Skaters may not have passed tests higher than U.S. Figure Skating Learn to Skate USA free skating badge tests
High Beginner 1:40 Maximum	Max. 5 jump elements: <ul style="list-style-type: none"> • Jumps with no more than one-half rotation (front to back or back to front including half-loop) • Single rotation jumps: Salchow and toe loop only. • Max. 2 jump combinations or sequences • Max. 2 of any same type jump. 	Max. 2 spins: <ul style="list-style-type: none"> • Two upright spins, change of foot optional, no flying entry (Min. 3 revolutions) 	Connecting moves and steps should be demonstrated throughout the program	Skaters may not have passed tests higher than U.S. Figure Skating Learn to Skate USA free skating badge tests

WELL BALANCED LEVELS COMPULSORY

General event parameters:

- Elements skated on ½ ice
- Elements may be performed only once
- No music is allowed

Level	Time	Skating rules/standards
No-Test	1:15 max.	<ul style="list-style-type: none"> • Loop jump • Jump combination to include a toe loop (may not use a loop or Axel) • Solo spin - sit <u>or</u> camel spin - minimum three revolutions • Spiral sequence, must include a forward and backward spiral. Additional spirals and balance moves may be included.
Pre-Preliminary	1:15 max.	<ul style="list-style-type: none"> • Toe Loop jump • Jump combination: single/single (no Axel) • Sit spin or camel spin - minimum three revolutions • Spiral sequence with one forward spiral and one backward spiral (any edge)
Preliminary	1:15 max.	<ul style="list-style-type: none"> • Lutz jump • Jump combination: single/single (may include Axel) • Back upright spin - minimum three revolutions • Forward inside spiral

WELL BALANCED FREE SKATE PROGRAM

General event parameters:

- Skaters may not enter both a Well Balanced Free Skate event and a Test Track Free Skate event at the same nonqualifying competition.
- Skaters will skate to the music of their choice.
- Level will be determined by the highest free skate test passed. Skaters may compete at the highest level they have passed, or skate up to one level higher.

Level	Time	Jumps	Spins	Step Sequences
No-Test	1:40 Maximum	<p>Max 5 Jump Elements</p> <ul style="list-style-type: none"> • All single jumps allowed except for the single Axel <ul style="list-style-type: none"> ○ No single Axels, double, triple or quadruple jumps allowed ○ Number of single jumps (except single Axels) is not limited provided the maximum number of jump elements allowed is not exceeded • Max 2 jump combinations or jump sequences <ul style="list-style-type: none"> ○ Jump combinations limited to 2 jumps except that one 3-jump combination with a maximum of 3 single jumps is allowed <p>Jump sequences limited to a maximum of 3 single jumps</p>	<p>Max 2 Spins</p> <ul style="list-style-type: none"> • Spins may change feet and/or position • Spins may start with a flying entry • Min 3 revs. <p>These spins must be of a different character (For definition see U.S. Figure Skating rule 4103 (E))</p>	<p>Max 1 Sequence</p> <ul style="list-style-type: none"> • Step Sequence <ul style="list-style-type: none"> ○ Must use one-half the ice surface ○ Moves in the field and spiral sequences are allowed but will not be counted as elements ○ Jumps may be included in the step sequence
Pre-Preliminary	1:40 Maximum	<p>Max 5 Jump Elements</p> <ul style="list-style-type: none"> • All single jumps, including the single Axel, allowed <ul style="list-style-type: none"> ○ No double, triple or quadruple jumps allowed ○ Axel may be repeated once as a solo jump or part of a jump sequence or jump combination (maximum of 2 single Axels) ○ Number of single jumps is not limited provided the maximum number of jump elements allowed is not exceeded • Max 2 jump combinations or jump sequences <ul style="list-style-type: none"> ○ Jump combinations limited to 2 jumps except that one 3-jump combination with a maximum of 3 single jumps is allowed <ul style="list-style-type: none"> • Jump sequences limited to a maximum of 3 single jumps 	<p>Max 2 Spins</p> <ul style="list-style-type: none"> • Spins may change feet and/or position • Spins may start with a flying entry • Min 3 revs. <p>These spins must be of a different character (For definition see U.S. Figure Skating rule 4103 (E))</p>	<p>Max 1 Sequence</p> <ul style="list-style-type: none"> • Step Sequence <ul style="list-style-type: none"> ○ Must use one-half the ice surface ○ Moves in the field and spiral sequences are allowed but will not be counted as elements ○ Jumps may be included in the step sequence
Preliminary	1:30 +/- 10 seconds	<p>Max 5 Jump Elements</p> <ul style="list-style-type: none"> • 1 must be an Axel-type jump or a waltz jump* • All single jumps, including the single Axel, allowed. Only 2 different double jumps may be attempted (limited to double Salchow, double toe loop and double loop) <ul style="list-style-type: none"> ○ Double flip, double Lutz, double Axel, triple and quadruple jumps not allowed ○ An Axel plus up to two different, allowable double jumps may be repeated once (but not more) as solo jumps or part of a jump sequence or jump combination ○ Number of single jumps is not limited provided the maximum number of jump elements allowed is not exceeded • Max 2 jump combinations or sequences <ul style="list-style-type: none"> ○ Jump combinations limited to 2 jumps except that one three jump combination with a maximum of 2 double jumps and 1 single jump is allowed <ul style="list-style-type: none"> • Jump sequences limited to a maximum of 3 single or double jumps 	<p>Max 2 Spins</p> <ul style="list-style-type: none"> • Spins may change feet and/or position • Spins may start with a flying entry • Min 3 revs. <p>These spins must be of a different character (For definition see U.S. Figure Skating rule 4103 (E))</p>	<p>Max 1 Sequence</p> <ul style="list-style-type: none"> • Step Sequence <ul style="list-style-type: none"> ○ Must use one-half the ice surface ○ Moves in the field and spiral sequences are allowed but will not be counted as elements ○ Jumps may be included in the step sequence

TEST TRACK FREE SKATE

General event parameters:

- Skaters may not enter both a Well Balanced Free Skate event and a Test Track Free Skate event at the same nonqualifying competition.
- Skaters will skate to the music of their choice.
- Level will be determined by the highest free skate test passed. Skaters may compete at the highest level they have passed, or “skate up” to one level higher.
- Minimum number of spin revolutions are in () following the spin description. Revolutions must be in position.
- The following deductions will be taken:
0.1 from each mark for each technical element included that is not permitted in the event description.
0.2 from the technical mark for each extra element included.
0.1 from the technical mark for any spin that is less than the required minimum revolutions.

Level	Jumps	Spins	Step Sequences	Qualifications
Pre-Preliminary 1:40 maximum	<p><i>Maximum of 5 jump elements:</i></p> <ul style="list-style-type: none"> • Jumps with not more than one-half rotation (<i>front to back or back to front including half-loop</i>) • Single rotation jumps: Salchow, toe loop and loop only. • Max. 2 jump combinations or sequences • Max. 2 of any same type jump 	<p><i>Maximum of 2 spins:</i></p> <ul style="list-style-type: none"> • Two spins of a different nature, one position only. No change of foot, no flying entry. (Min. 3 revolutions) 	Connecting moves and steps should be demonstrated throughout the program	Skaters may not have passed tests higher than U.S. Figure Skating pre-preliminary free skate test
Preliminary 1:30 +/- 10 sec.	<p><i>Maximum of 5 jump elements:</i></p> <ul style="list-style-type: none"> • Jumps with not more than one rotation (no Axels). • Max. 2 jump combinations or sequences • Max. 2 of any same type jump 	<p><i>Maximum of 2 spins:</i></p> <ul style="list-style-type: none"> • One spin in one position; no change of foot, no flying entry. (Min. 3 revolutions) <p>One spin consisting of a front scratch to back scratch; exit on spinning foot not mandatory. (Min. 3 revolutions per foot)</p>	Connecting moves and steps should be demonstrated throughout the program	Skaters must have passed at least the U.S. Figure Skating pre-preliminary free skate test but may not have passed tests higher than the preliminary free skate test

SHOWCASE EVENTS

Showcase events are open to skaters in Basic, Free Skate, Limited Beginner through Preliminary and Adult Bronze. Groups will be divided by number of entries and ages if possible. Skaters must enter at the same level as their free skate event or highest test level of skater's in the group ensemble or production number. If a free skate event is not being entered, skaters must enter at their current test level or one level higher. Vocal music is permitted.

Show costumes are permitted, as long as they do not touch or drag on the ice. Props and scenery must be placed and removed by unaided singles and duet competitors within one minute and by unaided ensemble contestants within two minutes for setup and two minutes for removal. A 0.2 deduction will be assessed by the referee against each judge's mark for each five seconds in excess of the time allowed for the performance, for handling props and scenery and for scenery assistance.

Performances will be judged from an entertainment standpoint, for theatrical qualities. Technical skating skills and difficulty will not be rewarded as such; however, skating must be the major element of the performance and be of sufficient quality to support the selected theatrical elements. Unintended falls, poorly executed skating elements and obvious losses of control will reduce contestant's marks. Jump difficulty is not rewarded in showcase; therefore jumps, if choreographed, should be performed with style, flow and confidence. Theatrical elements evaluated will include energy, poise, acting, pantomime, eye contact, choreography, form/extension and the use of props and ice.

6.0 Judging will be used. Deductions will be made for skaters including technical elements not permitted in the event description.

* For specific guidelines regarding the conduct of Showcase competitions, refer to the Nonqualifying Showcase Guidelines posted on www.usfigureskating.org.

Showcase categories may include:

- Levels can be subdivided, if necessary, depending on entry numbers and event set up
- Dramatic entertainment: Showcase program utilizing intense emotional skating quality to depict choreographic theme.
- Light entertainment: Showcase program emphasizing such choreographic expressive qualities such as comedy, love and mime while incorporating skating skills.
- Duets: Theatrical/artistic performances by any competitors.
- Mini production ensembles: Theatrical performances by three to seven competitors.
- Production ensembles: Theatrical performances by eight to 30 skaters. Theater On Ice teams are eligible as production ensembles. NOTE: Skaters may enter only one each duet, mini production or production event.

LEVEL	ELEMENTS	QUALIFICATIONS	PROGRAM LENGTH
Basic 1-6	Elements only from Basic 1-6 curriculum	May not have passed any higher than Basic 6 level.	Time: 1:00 max.
Pre-Free Skate-Free Skate 6/ Beginner/High Beginner/ Adult 1-6	3 jump maximum. ½ rotation jumps only, plus the following full rotation jumps: Salchow and toe loop.	May not have passed any official U.S. Figure Skating free skate tests.	Time: 1:30 max.
No Test/ Pre-Preliminary/ Adult Pre-Bronze	3 jump maximum. No Axels or double jumps permitted.	Must have passed no higher than U.S. Figure Skating Pre-Preliminary or Adult pre-Bronze free skate test.	Time: 1:30 max.
Preliminary/ Adult Bronze	3 jump maximum. Axels are permitted, but no double jumps allowed.	Must have passed no higher than U.S. Figure Skating Preliminary free skate or Adult Bronze test.	Time: 1:40 max.

INTERPRETIVE

Competition Format

The Organizing Committee must pre-select and edit musical choices appropriate for these events. During the warm-up, skaters will hear the selection of music twice. Following the warm-up, all skaters except for the first skater will be escorted to a soundproof locker room or another area of the arena. The first skater will hear the music one more time and then perform a program to the music. As each skater performs, the next skater in line will be allowed to hear the music for the third time before they perform to the music. The listening skater will not be allowed to view the performing skater.

Levels: Levels should be broken by ability with ages divided appropriately.

Judging Rules: Skaters are judged on originality, pattern, technical (the ability to include jumps and spins) and music interpretation/expression.

Spins and jumps performed must be appropriate to competition level.

Time: Music Duration: Pre-Free Skate - No Test: 1:00 Max

Pre-Preliminary - Preliminary: 1:00 Max

Coaching: There is to be no instruction allowed during this event from coaches, parents, or fellow skaters. Staging area must be kept clear except for ice monitor and listening competitor.

SPINS CHALLENGE

General event parameters:

- Spins may be skated in any order. Connecting steps are allowed, but will not be taken into consideration in scoring. Spins may not be repeated. Only required elements may be included.
- All events are skated on ½ ice.
- Minimum number of revolutions are noted in parentheses.

Level	Time	Skating rules / standards
Beginner	1:30 max.	Upright one-foot spin (3) Upright two-foot spin (3) Sit spin (3)
High Beginner	1:30 max.	Upright one-foot spin (3) Upright two-foot spin (3) Sit spin (3)
No Test	1:30 max.	Upright one-foot spin (3) Upright two-foot spin (3) Sit spin (3)
Pre – Preliminary	1:30 max.	Upright one-foot spin (3) Upright back-scratch spin (3) Sit spin (3)
Preliminary	1:30 max.	Forward scratch to back scratch spin (3) Combination spin with no change of foot (4) Sit spin (3)

JUMPS CHALLENGE

General event parameters:

- Each jump may be attempted twice; the best attempt will be counted.
- To be skated on ½ ice

Level	Time	Skating rules / standards
Beginner	1:15 max.	<ol style="list-style-type: none"> 1. Waltz jump (from backward crossovers) 2. ½ flip or ½ Lutz 3. Single Salchow
High Beginner	1:15 max.	<ol style="list-style-type: none"> 1. Waltz jump (from backward crossovers) 2. Single Salchow 3. Jump combination – Waltz jump-toe loop
No Test	1:15 max.	<ol style="list-style-type: none"> 1. Single toe loop 2. Single loop 3. Jump combination – Any two ½ or single revolution jumps (no Axel)
Pre – Preliminary	1:15 max.	<ol style="list-style-type: none"> 1. Single toe loop 2. Single flip 3. Jump combination - Any two ½ or single revolution jumps (no Axel)
Preliminary	1:15 max.	<ol style="list-style-type: none"> 1. Single flip 2. Single Lutz 3. Jump combination – Any single jump + single loop (may be Axel)

SOLO PATTERN DANCE

General event parameters:

- Levels are based upon the skaters' highest pattern dance test passed.
- A solo pattern dance competition event will consist of the skater performing two solo pattern dances.
- The patterns to be skated depend upon which quarter of the year the competition is held. The skater will perform the two pattern dances listed for his/her level, based upon the date of the competition. If the competition falls over two quarters (for example, June 30th – July 2nd), the dance will be selected based on the start date of the competition listed in the announcement (in this example, the 2nd quarter).
- Skaters will complete both of the dances at each level. Dances will be scheduled at the discretion of the Chief Referee for each competition and may be competed consecutively or with a break in-between pattern dance groupings.

Level	January 1 st – March 31 st	April 1 st – June 30 th	July 1 st – September 30 th	October 1 st – December 31 st
Preliminary	<ol style="list-style-type: none"> 1. Dutch Waltz 2. Canasta Tango 	<ol style="list-style-type: none"> 1. Rhythm Blues 2. Dutch Waltz 	<ol style="list-style-type: none"> 1. Canasta Tango 2. Rhythm Blues 	<ol style="list-style-type: none"> 1. Rhythm Blues 2. Dutch Waltz
Pre-Bronze	<ol style="list-style-type: none"> 1. Swing Dance 2. Cha-Cha 	<ol style="list-style-type: none"> 1. Fiesta Tango 2. Swing Dance 	<ol style="list-style-type: none"> 1. Cha-Cha 2. Fiesta Tango 	<ol style="list-style-type: none"> 1. Swing Dance 2. Cha-Cha

TEAM COMPULSORY

Format:

The designated skater from each team will perform their chosen element in sequence on full ice, with no music, and will follow this format:

1. Minimum of three skaters on a team; each skater will do at least one required element.
2. When the event is called, all skaters will take the ice for a two (2) minute STROKING ONLY warm-up.
3. This will be followed by a one (1) minute individual warm-up for the elements.
4. Teams will be directed to find a "base" for their team along the boards on the ice where they will stay for the remainder of the event.
5. The announcer, referee or judge-in-charge will call the first element (e.g. jump or stop) to be performed.
6. The team member performing the element will step forward and execute the skill, with the element first being performed by the skater on team one, then team two, then team three and so on
7. Once all the teams have had their skaters complete the element, the next element will be called.
8. Judging is done with one mark for each element (skater) for total team points.
9. Repeat #4-7 above as this will be done in sequence until all the elements at each level are completed.

COMPETE USA LEVELS (SNOWPLOW SAM, HOCKEY, BASIC, PRE-FREE SKATE AND FREE SKATE)

Level	Jumps / Stops	Spins / Turns / Glides	Spiral or Step Sequences
Snowplow Sam – Basic 3, Hockey 1-4	a) Wiggles, two-foot swizzles, forward or backward, (4-8 in a row) b) Snowplow stop (one or both feet) or hockey stop (with skid)	a) Curves, glide turns, or hockey turns (right and left, forward) b) March then glide on two feet or forward one-foot glide on left and right foot (one time skater's height, forward)	a) Forward ½ swizzle pumps or forward c-cuts on a circle (right and left, 6-8 consecutive)
Basic 4-Basic 6	a) Side-toe hop, bunny hop, ballet jump, mazurka b) Waltz jump	a) Forward inside pivot or two-foot spin (min. 3 revs.) b) One-foot upright spin, optional entry & free foot position (min. 3 revs.)	a) Moving forward to backward two-foot turns on a circle, clockwise and counterclockwise (from Basic 3)
Pre-Free Skate and Free Skate 1-6 levels	a) Single jump (no Axel) b) Jump combination or jump sequence (no Axel allowed)	a) Solo spin (scratch spin, layback, camel or sit, min. 3 revs, no flying entry) b) Combo Spin: One change of foot, change of position optional (min. 3 revs. on each foot)	a) Spiral Sequence (from Free Skate 2)

SYNCHRONIZED SKATING- SNOWPLOW SAM SYNCHRO, SYNCHRO SKILLS 1-3, PRELIMINARY

The emphasis of the Learn to Skate USA synchronized skating competition is on mastering the Synchro Skills of synchronized skating:

- Unison of body alignment, and learning to guide with the head.
- Control of rotation in wheels and circles.
- Straight lines in lines, blocks and intersections.
- Learning how to transition within elements with ease and clarity.
- Incorporating skills from Basic 1-6, Pre-Free Skate and Free Skate 1 to strengthen skating skills.
- Learning skills that will be the foundation for higher levels.
- Demonstrate ability to recognize and skate to the tempo of the music.

In order to safely practice and compete at the various levels, it is strongly recommended that skaters have mastered the elements of the Learn to Skate USA level at which they are skating (see program requirements).

Eligibility Rules: All skaters on the team must either be full U.S. Figure Skating members or members of the Learn to Skate USA program. All Learn to Skate USA Synchronized Skating teams must be registered with U.S. Figure Skating and have a team number.

In order for the team to be eligible for Snowplow Sam Synchro or Synchro Skills 1-3 events, no skaters on the team may have passed higher than a preliminary test (moves in the field, freestyle or dance). The skater's test level is as of the competition entry deadline.

No skater may compete on multiple Learn to Skate USA synchronized skating teams.

Age/Number of Skaters: Varies based on the level. The ages for Learn to Skate USA synchronized skating teams are as of the preceding July 1. If the majority of the team is younger than the listed age, consider skating "up" to the level that best meets the skaters' skill levels.

Each Synchro Skills team may have between 8-16 skaters. A Snowplow Sam Synchro team may have between 5-12 skaters. Teams may have a maximum of four alternates listed on their roster, in addition to the maximum number permitted on the ice for their respective level.

Costume Rules: Learn to Skate USA synchronized skating teams should follow **Rule 7022 Clothing and Equipment** (U.S. Figure Skating Rulebook) when selecting their clothing for competition.

SYNCHRONIZED SKATING SNOWPLOW SAM, SYNCHRO SKILLS 1-3 PRELIMINARY

Required elements – Each level has specific required elements that must be completed:

LEVEL	CIRCLE	LINE	BLOCK	WHEEL	INTERSECTION
SNOWPLOW SAM SYNCHRO 5-12 skaters, majority under 7 years old Maximum 2 minutes 10 seconds	One circle, which must contain a forward inside or outside edge 1 foot glide. May have backwards skating.	One line, skated forward, which must cover half ice to full ice.	One block, skated forward, which must cover half ice to full ice, and must have only 1 configuration.	One wheel, skated forward, in any shape.	One intersection: Two lines facing each other, 2-foot glide at point of intersection.
SYNCHRO SKILLS 1 8-16 skaters, majority under 9 years old Maximum 2 minutes 10 seconds	One circle, which must contain a two foot turn. Must contain a forward inside and/or forward outside edge glide. Stroking from backward to forward is permitted.	One line, which must cover half ice to full ice and must have only forward skating.	One block, which must cover half ice to full ice, and must have only 1 configuration.	One wheel, choice of 4-spoke or 3 spoke with backward pumps.	One intersection: Two lines facing each other, 2-foot glide at point of intersection.
SYNCHRO SKILLS 2 8-16 skaters, majority under 12 years old Maximum 2 minutes 10 seconds	One circle, which must contain a forward 3-turn and must contain a backward inside and/or backward outside edge glide.	One line, which must cover full ice and may include forward and backward skating.	One block, which must cover the ice and must have 1 or 2 configurations.	One wheel of the team's choice with backward pumps and chasses.	One intersection: Two lines facing each other, 2-foot or 1-foot glide at point of intersection.
SYNCHRO SKILLS 3 8-16 skaters, majority at least 12 years old Maximum 2 minutes 40 seconds Minimum of two different hand holds	One circle, which must contain a mohawk and must contain a backward inside and/or backward outside edge glide.	Line element, which includes a change of configuration (1 line to 2 lines or 2 lines to 1 line), and must cover full ice and must include forward and backward skating.	One block, which must cover the ice and must have 2 different configurations.	Wheel element of the team's choice with backward pumps, chasses, or crossovers.	One intersection: Two lines facing each other, 1-foot glide or forward lunge at point of intersection.
PRELIMINARY 8-16 skaters who are under age 12, majority under age 10 2:00 +/- 10 seconds Minimum of two different hand holds	One circle element	One line element	One block element	One wheel element	One intersection element (forward only)

Restrictions in Snowplow Sam Synchro:

- Additional elements are not allowed (the team must do only their required elements).
- Backwards skating is allowed, but not required, in the circle and is not permitted in any other elements or transitions.

Restrictions in Synchro Skills 1 & 2:

- Additional elements are not allowed (the team must do only their required elements).
- Teams may only use hand-to-hand, shoulder-to-shoulder and choo-choo holds.
- Wheels and circles may not travel, change rotational direction or change configuration.
- Lines may not pivot.
- Synchro Skills 1 teams may not do steps higher than Basic 5, with the exception of forward chasses.
- Synchro Skills 2 teams may not do steps higher than Free Skate 1, with the exception of forward chasses.

Restrictions in Synchro Skills 3:

- No traveling within elements (change of configuration and rotational direction are allowed).

Restrictions in all levels: All of the synchronized skating "illegal elements" found in Rule 7160 of the U.S. Figure Skating Rulebook.

Please reference <http://usfsa.org/programs?id=84096&menu=synchronized> for most up-to-date Learn to Skate USA Synchronized Skating rules

THEATRE ON ICE

In order to safely practice and compete at the various levels, it is strongly recommended that skaters have mastered the elements of the Learn to Skate USA level at which they are skating. (See program requirements.) Props, scenery and theatrical makeup are not allowed.

Eligibility Rules: All skaters on the team must either be full U.S. Figure Skating members or members of the U.S. Figure Skating Learn to Skate USA Program. It is strongly suggested that teams register with U.S. Figure Skating, but this is not required.

Members of other organizations are eligible to compete, but must be registered with a Learn to Skate USA program or as full members of U.S. Figure Skating.

In order for the team to be eligible for this event, no skaters on the team may have passed higher than the pre-preliminary Moves in the Field or adult pre-bronze test in any discipline.

Age/Number of Skaters: Skaters may not have reached 18 years of age as of September 1 of the current skating season. Teams should be comprised of 8 – 16 skaters.

Program Duration: Teams will skate a program to music of their choice (vocals are allowed) 1 ½ min. +/-10 sec. There are no restrictions or requirements on music choice but each level has a different THEME, CHOREOGRAPHIC PROCESS and MOVEMENT or GESTURE (see program requirements).

Judging Notes: The main emphasis of each level is mastering the Learn to Skate USA of Theatre On Ice and showing control in the skating skills from the badge levels required. The focus is not difficulty, but the performance and expression of the three required elements.

When possible, judges should be selected from those who have participated in a U.S. Figure Skating or PSA seminar where Theatre On Ice has been discussed, or have some familiarity with the discipline of Theatre On Ice.

THEATRE ON ICE EVENTS

Format: The competitive programs shall create a story based on the theme while demonstrating the choreographic process and gesture or movement.

- Programs should contain skating skills from the Learn to Skate USA program levels listed.
- Elements from higher levels are not allowed.
- Elements from lower levels are encouraged.
- Coaches should refer to the U.S. Figure Skating Learn to Skate USA Instructor's Manual for further details on the elements.
- Props, scenery and theatrical makeup are not allowed.

Please refer to the Learn to Skate USA Instructor's Manual for more detailed information on Theatre On Ice 1-4.

Level	Program Length	Test, Team Size and Age Requirements
TOI/CE 1	1:30 +/- 10 seconds	<ul style="list-style-type: none"> • Theme: Joy (emotion) • Choreographic process: Repetition • Movement or gesture: Allegro (fast movement) <p>Skaters should demonstrate elements from the Learn to Skate USA program levels 1 through 4. Elements from higher levels are not allowed.</p>
TOI/CE 2	1:30 +/- 10 seconds	<ul style="list-style-type: none"> • Theme: Body as an instrument • Choreographic process: Canon • Movement or gesture: Soft movement (fluid and light) <p>Skaters should demonstrate elements from the Learn to Skate USA program levels 5 through 6 Elements from higher levels are not allowed.</p>
TOI/CE 3	1:30 +/- 10 seconds	<ul style="list-style-type: none"> • Theme: Traveling through space • Choreographic process: Mirroring • Movement or gesture: Unison <p>Skaters should demonstrate elements from the Learn to Skate USA Free Skate 1 through 3. Elements from higher levels are not allowed.</p>
TOI/CE 4	1:30 +/- 10 seconds	<ul style="list-style-type: none"> • Theme: Rhythm • Choreographic process: Call and response • Movement or gesture: Percussive (sharp, fast movement) <p>Skaters should demonstrate elements from the Learn to Skate USA Free Skate 4 through 6. Elements from higher levels are not allowed.</p>